



GREEN TONES


56971




P131
Lemon Lime




P133
Chartreuse



P126
Light Olive



P177
Dark Jade



P249
Hunter Green


FULL 5-COLOR BLEND

Start with the lightest color as the base and use a feathering technique to blend colors.




P131 → **P133** → **P126** → **P177** → **P249**

2-COLOR BLENDS



P131 → **P133**




P133 → **P126**



P126 → **P177**



P177 → **P249**




P131 → **P126**



P133 → **P177**



P126 → **P249**



P131 → **P177**



P133 → **P249**



P131 → **P249**

How to Create a Feathered Blend

Apply more pressure at the beginning of the stroke and release pressure at the end of stroke using a flicking motion. Use light, swift strokes to create a feathered edge for blending.

For more tips visit: [TombowUSA.com/ABT-PRO](https://www.tombowusa.com/ABT-PRO)

GREEN TONES

56971



P131
Lemon Lime



P133
Chartreuse



P126
Light Olive



P177
Dark Jade



P249
Hunter Green

FULL 5-COLOR BLEND

Start with the lightest color as the base and use a feathering technique to blend colors.



P131 —————> **P133** —————> **P126** —————> **P177** —————> **P249**

2-COLOR BLENDS



P131 —————> **P133**



P133 —————> **P126**



P126 —————> **P177**



P177 —————> **P249**



P131 —————> **P126**



P133 —————> **P177**



P126 —————> **P249**



P131 —————> **P177**



P133 —————> **P249**



P131 —————> **P249**

How to Create a Feathered Blend

Apply more pressure at the beginning of the stroke and release pressure at the end of stroke using a flicking motion. Use light, swift strokes to create a feathered edge for blending.

For more tips visit: [TombowUSA.com/ABT-PRO](https://www.tombowusa.com/ABT-PRO)