



### ORANGE TONES

# 56973



### FULL 5-COLOR BLEND

Start with the lightest color as the base and use a feathering technique to blend colors.



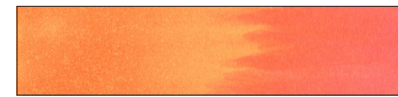
### 2-COLOR BLENDS



**P991** → **P985**




**P985** → **P933**



**P933** → **P925**




**P925** → **P905**




**P991** → **P933**




**P985** → **P925**




**P933** → **P905**



**P991** → **P925**



**P985** → **P905**



**P991** → **P905**

### How to Create a Feathered Blend

Apply more pressure at the beginning of the stroke and release pressure at the end of stroke using a flicking motion. Use light, swift strokes to create a feathered edge for blending.

For more tips visit: [TombowUSA.com/ABT-PRO](http://TombowUSA.com/ABT-PRO)

**ORANGE TONES**

# 56973


**P991**  
Light Ochre

**P985**  
Chrome Yellow


**P933**  
Orange

**P925**  
Scarlet

**P905**  
Red

**FULL 5-COLOR BLEND**

Start with the lightest color as the base and use a feathering technique to blend colors.


**P991** —————> **P985** —————> **P933** —————> **P925** —————> **P905**
**2-COLOR BLENDS**

**P991** —————> **P985**

**P985** —————> **P933**

**P933** —————> **P925**

**P925** —————> **P905**

**P991** —————> **P933**

**P985** —————> **P925**

**P933** —————> **P905**

**P991** —————> **P925**

**P985** —————> **P905**

**P991** —————> **P905**
**How to Create a Feathered Blend**

Apply more pressure at the beginning of the stroke and release pressure at the end of stroke using a flicking motion. Use light, swift strokes to create a feathered edge for blending.

 For more tips visit: [TombowUSA.com/ABT-PRO](http://TombowUSA.com/ABT-PRO)