

PINK TONES

56968




FULL 5-COLOR BLEND

Start with the lightest color as the base and use a feathering technique to blend colors.



2-COLOR BLENDS



P800 → **P703**



P703 → **P743**




P743 → **P755**




P755 → **P757**




P800 → **P743**



P703 → **P755**



P743 → **P757**



P800 → **P755**



P703 → **P757**



P800 → **P757**

How to Create a Feathered Blend

Apply more pressure at the beginning of the stroke and release pressure at the end of stroke using a flicking motion. Use light, swift strokes to create a feathered edge for blending.

For more tips visit: TombowUSA.com/ABT-PRO

PINK TONES

56968


P800
Pale Pink

P703
Pink Rose

P743
Hot Pink

P755
Rubine Red

P757
Port Red

FULL 5-COLOR BLEND

Start with the lightest color as the base and use a feathering technique to blend colors.


P800 —————> **P703** —————> **P743** —————> **P755** —————> **P757**
2-COLOR BLENDS

P800 —————> **P703**

P703 —————> **P743**

P743 —————> **P755**

P755 —————> **P757**

P800 —————> **P743**

P703 —————> **P755**

P743 —————> **P757**

P800 —————> **P755**

P703 —————> **P757**

P800 —————> **P757**
How to Create a Feathered Blend

Apply more pressure at the beginning of the stroke and release pressure at the end of stroke using a flicking motion. Use light, swift strokes to create a feathered edge for blending.

 For more tips visit: TombowUSA.com/ABT-PRO